



**வடமாகாணக் கல்வித் திணைக்களத்துடன் இணைந்து  
தொண்டைமாளாறு வெளிக்கள நிலையம் நடாத்தும்  
தவணைப் பரீட்சை, மார்ச் - 2020**

**Conducted by Field Work Centre, Thondaimanaru  
In Collaboration with Provincial Department of Education Northern Province  
Term Examination, March - 2020**

**தரம் :- 13 (2020)**

**பெளதிகவியல்**

**புள்ளித்திட்டம்**

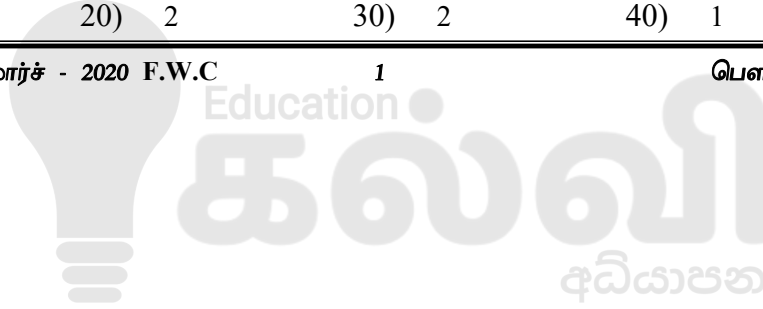
**பகுதி I**

1) 4	11) 3	21) 2	31) 4	41) 2
2) 4	12) 1	22) 3	32) 2	42) 2
3) 2	13) 4	23) 5	33) 1	43) 4
4) 4	14) 3	24) 3	34) 5	44) 3
5) 1	15) 3	25) 4	35) 5	45) 1
6) 3	16) 2	26) 2	36) 3	46) 3
7) 4	17) 4	27) 2	37) 3	47) 4
8) 4	18) 4	28) 5	38) 2	48) 3
9) 1	19) 5	29) 1	39) 5	49) 3
10) 3	20) 2	30) 2	40) 1	50) 2

தரம் - 13 (2020) – மார்ச் - 2020 F.W.C

1

பெளதிகவியல் புள்ளித்திட்டம்





வடமாகாணக் கல்வித் திணைக்களத்துடன் இணைந்து  
தொண்டைமானாறு வெளிக்கள நிலையம் நடாத்தும்  
தவணைப் பரீட்சை, மார்ச் - 2020  
Conducted by Field Work Centre, Thondaimanaru  
In Collaboration with Provincial Department of Education Northern Province  
Term Examination, March - 2020

Grade - 13 (2020)

Physics

Marking Scheme

The image is a collage of physics concepts and formulas. At the center is the word "Physics" in a large, bold font. Surrounding it are various diagrams and equations:

- Mechanics:** A block on an inclined plane with forces  $F_L$  and  $F_x$ ; a wave with  $w = 2\pi f$  and  $t = \frac{s}{v}$ ; a ball on a curved path; a pendulum with  $PE = mgh$ ; a ball on a ramp with  $PE = m \times g \times h$ ; a ball on a vertical spring; a ball on a horizontal surface with  $E = mgz$ ; a ball on a curved path with  $s = ut + \frac{1}{2}at^2$ ; a ball on a horizontal surface with  $v = u + at$ ; a ball on a horizontal surface with  $w = F \times s$ ; a ball on a horizontal surface with  $F = ma$ ; a ball on a horizontal surface with  $I = \frac{E}{R+r}$ ; a ball on a horizontal surface with  $E = m \times c^2$ .
- Electricity and Magnetism:** A magnetic field diagram with  $E = mgz$ ; a circuit with a voltmeter  $V$  and a resistor  $R$  with  $I = \frac{U}{R}$ ; a circuit with a voltmeter  $V$  and a resistor  $R$  with  $S = V \times t$  and  $S = \left(\frac{u+v}{2}\right)t$ ; a circuit with a voltmeter  $V$  and a resistor  $R$  with  $I = \frac{E}{R+r}$ ; a circuit with a voltmeter  $V$  and a resistor  $R$  with  $E = m \times c^2$ .
- Other:** A diagram of a ball on a horizontal surface with  $P = \frac{W}{t}$ ; a diagram of a ball on a horizontal surface with  $v^2 = u^2 + 2as$ ; a diagram of a ball on a horizontal surface with  $PE = m \times g \times h$ ; a diagram of a ball on a horizontal surface with  $I = \frac{U}{R}$ ; a diagram of a ball on a horizontal surface with  $S = V \times t$  and  $S = \left(\frac{u+v}{2}\right)t$ ; a diagram of a ball on a horizontal surface with  $I = \frac{E}{R+r}$ ; a diagram of a ball on a horizontal surface with  $E = m \times c^2$ .



வடமாகாணக் கல்வித் திணைக்களத்துடன் இணைந்து  
தொண்டைமானாறு வெளிக்கள நிலையம் நடாத்தும்  
தவணைப் பரீட்சை, மார்ச் - 2020

Conducted by Field Work Centre, Thondaimanaru  
In Collaboration with Provincial Department of Education Northern Province  
Term Examination, March - 2020

Grade - 13 (2020)

Physics

Marking Scheme

Q1. a) i) When a body is partly or fully immersed in a fluid at rest, the apparent loss in weight experienced by the body is equal to the weight of the fluid displaced by the body. (02)

ii) - Floating of big ships / submarines  
- Determination of relative density of substances.  
- Determining the purity of gold.  
- Hot air balloon  
- Hydrometer  
- Swim bladder in fish  
For any two applications (02)

c)  $W_1 = 321.2 \text{ g}$  (02)

d)  $W_2 = 256.4 \text{ g}$  (02)

e)  $\frac{P_{\text{stone}}}{P_{\text{water}}} = \frac{W_1}{W_1 - W_2}$  (02)

f)  $\frac{P_{\text{stone}}}{P_{\text{water}}} = \frac{321.2}{321.2 - 256.4} = \frac{321.2}{64.8} = 4.95 \approx 5$  (02)

g)  $W_3 = 272.2 \text{ g}$  (02)

h)  $\frac{P_{\text{liquid}}}{P_{\text{water}}} = \frac{W_1 - W_3}{W_1 - W_2}$  (02)

i)  $\frac{P_{\text{liquid}}}{P_{\text{water}}} = \frac{321.2 - 272.2}{321.2 - 256.4} = \frac{49.0}{64.8} = 0.756 \approx 0.76$  (02)

j) The errors due to: (i) weight of the thread;  
(ii) absorption of water by the stone will change the reading. (02)

TOTAL MARKS (20)

Q2. a) Mass of air (01) → (02)  
Temperature of air (01) →

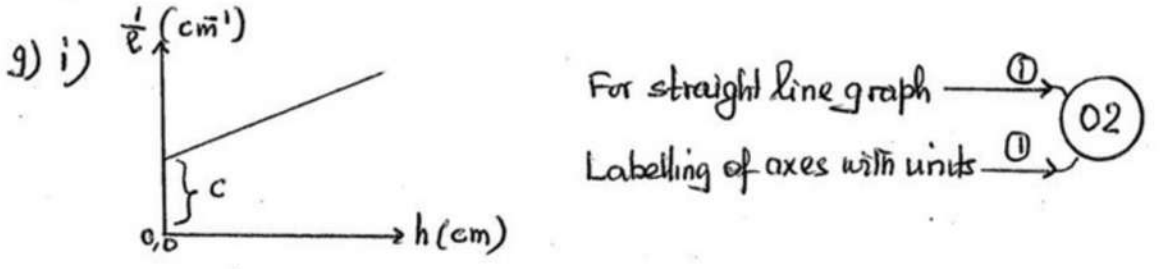
b) Slowly (01) → (02)  
To maintain the temperature at constant value. (01) →

c)  $V = a l$  ..... ① → (02)  
 $P = (H + x \frac{h}{L}) \rho g$  ..... ① →

d) Slowly change the inclination of the tube, and measure the values of  $h$  and  $l$ . ..... ① →

e)  $(H + x \frac{h}{L}) \rho g \cdot a l = k$ , where  $k$  is a constant. ..... ① →

f)  $\frac{1}{l} = (\frac{x \rho g a}{k L}) \cdot h + (\frac{H \rho g a}{k})$  ..... ② →  
 $\downarrow = \downarrow m \quad \downarrow x \quad + \quad \downarrow c$



ii) Atmospheric pressure can be obtained by dividing the intercept by the gradient and by substituting the values of  $x$  and  $L$ . ..... ② →

iii)  $H = \frac{c}{m} \cdot \frac{x}{L}$  ..... Education  
 $= \frac{0.05}{1.64 \times 10^{-4}} \times \frac{10}{40}$  ..... ① →  
 $= 76.25 \text{ cm Hg.}$  ..... ① →

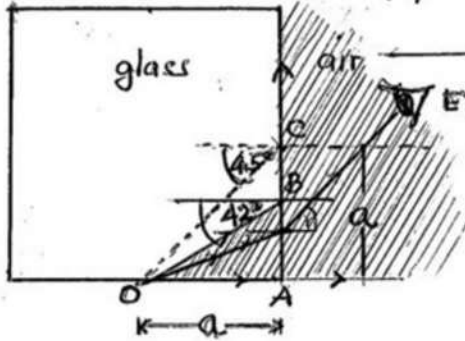
iv) When the tube is horizontal,  $h = 0$   
 $\therefore \frac{1}{l} = \text{Intercept}$  ..... ① →  
 $\therefore l = \frac{1}{\text{Intercept}}$   
 $= \frac{1}{0.05 \text{ cm}^{-1}}$   
 $= 20 \text{ cm}$  ..... ① →

v) Not possible ..... ① →  
 The pressure exerted by the mercury thread will be small. By changing the inclination of the tube, the readings obtained for the length of air column will not have wider range of values. ..... ① → (02)

TOTAL MARKS (20)

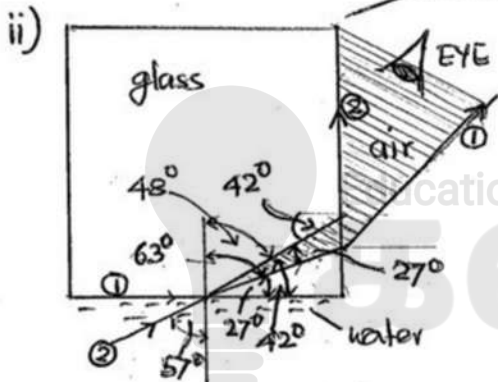
- Q3 a) • The ray of light must travel from optically denser medium — (01)  
 to an optically less dense medium, and  
 • that the angle of incidence must be greater than the critical — (01)  
 angle.

b) i) Yes the coin will appear to him. — (01)



(For a detail diagram)

This is possible, because any ray of light from the coin O, reaching the section AB of the vertical face, will have angle of incidence less than  $42^\circ$ . Hence the ray will refract and emerge out into the air. — (01)



$$\frac{4}{3} \sin 90^\circ = \frac{3}{2} \sin c$$

$$\sin c = 0.8889$$

$$c \approx 63^\circ$$

$$\frac{4}{3} \sin i_w = \frac{3}{2} \sin 48^\circ$$

$$\sin i_w = \frac{9}{8} \times \sin 48^\circ$$

$$= 0.8360$$

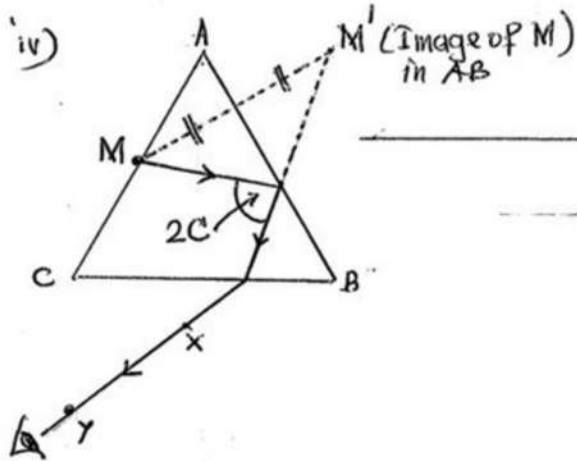
$$i_w \approx 57^\circ$$

Any ray from the coin within the film of water having an angle of incidence ranging from  $57^\circ$  to  $90^\circ$  will pass through the shaded area and finally into the air. Hence the boy will be able to see the image of the coin. — (01)

c) i) To prevent the refraction of light at face AC, so that the image of M by the reflection at face AB can be located at equal distance. — (02)

ii) The bright image of M is expected to appear for some time and will either suddenly disappear (or becomes extremely faint) when reaching a certain position. — (02)

iii) Fix the two pins X and Y, one at a time, to be in a line with the image of M appearing inside face AB, at the moment the image of M disappears as stated in c(ii). — (02)



02

v) Twice the critical angle for glass is obtained ( $= 2C$ )

01

For marking the angle  $2C$  in the above figure

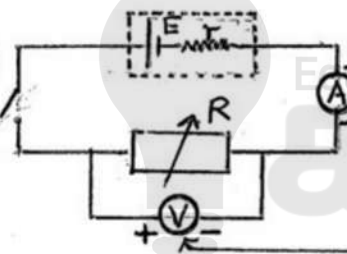
01

TOTAL MARKS

20

04

a) i)



For marking + and -

01

For marking + and -

01

ii) Rheostat (as its value is not needed)

01

iii)  $E = 1.5V$

01

$r = 0.5\Omega$

01

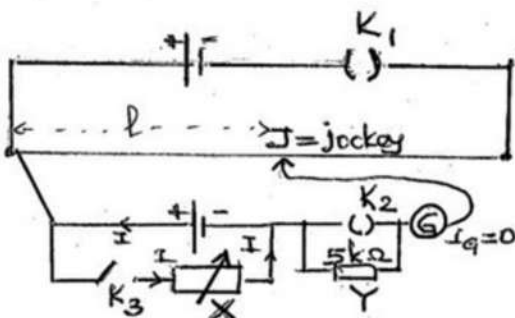
iv) Potentiometer doesn't draw current from the circuit as it measures potential drop using null deflection method.

01

Sensitivity can be increased by decreasing the potential drop per unit length of the potentiometer.

01

b) i)



For marking X

01

For marking Y

01

For completing the circuit

02

ii)  $X =$  resistance box, because its values to be known ..... (01)

iii) 
$$\left. \begin{aligned} E &= k l_0 \\ IR &= k l \\ I &= \frac{E}{R+l} \end{aligned} \right\} \Rightarrow l_0 R = l(R+l) \quad \text{One mark for each equation} \quad (04)$$

iv) 
$$\frac{1}{P} = \frac{Y}{l_0} \cdot \frac{1}{R} + \frac{1}{l_0} \quad (02)$$
$$\frac{1}{Y} = \frac{1}{m} + \frac{1}{c}$$

- v) (1) ✓ ..... (01)  
(2) ✓ ..... (01)  
(3) —  
(4) —

TOTAL MARKS

20

### PHYSICS IIB

05. a) i) Time taken =  $\frac{4.8 \times 10^3 \text{ m}}{16 \text{ m s}^{-1}} = 3 \times 10^3 \text{ s}$  ..... (1 + 1) (2)

ii) Work against gravity =  $1.2 \times 10^4 \text{ N} \times 0.3 \times 10^3 \text{ m}$  ..... (1)  
 $= 3.6 \times 10^6 \text{ J}$  ..... (1)

iii) Work against friction =  $5.0 \times 10^2 \text{ N} \times 4.8 \times 10^3 \text{ m}$  ..... (1)  
 $= 2.4 \times 10^6 \text{ J}$  ..... (1)

Minimum power =  $\frac{\text{total work done}}{\text{time taken}}$  ..... (1)  
 $= \frac{3.6 \times 10^6 + 2.4 \times 10^6}{3 \times 10^3}$  ..... (1)  
 $= 2.0 \times 10^3 \text{ W}$  ..... (1)

b) i) Resultant force down the plane =  $1.2 \times 10^4 \times \frac{0.3}{6.4} - 5.0 \times 10^2$  ..... (2)  
 $= 62.5 \text{ N}$  ..... (1)

Acceleration =  $\frac{62.5}{1.2 \times 10^3}$  ..... (2)  
 $\approx 5.2 \times 10^{-2} \text{ m s}^{-2}$  ..... (1)

ii)  $v^2 = u^2 + 2as$  ..... (1)  
 $= 0 + 2 \times 5.2 \times 10^{-2} \times 6.4 \times 10^3$  ..... (1)  
 $= 665.6 \text{ (m s}^{-1}\text{)}^2$  ..... (1)

$v = \sqrt{665.6} \approx 25.8 \text{ m s}^{-1}$  ..... (1)

iii) Frictional force = weight component down the plane ..... (1)  
 $= 1.2 \times 10^4 \times \frac{0.3}{6.4}$  ..... (1)  
 $= 562.5 \text{ N}$  ..... (1)

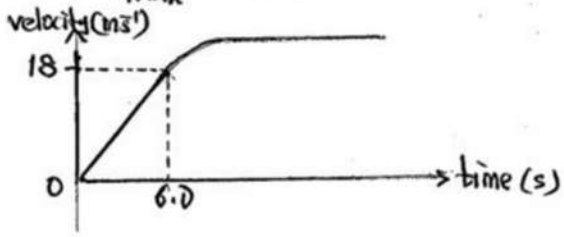
c) i) Acceleration of car B =  $\frac{15 \text{ ms}^{-1}}{5 \text{ s}} = 3 \text{ ms}^{-2}$  ..... 1

ii) Distance between A & B =  $10 \times 5 \text{ m} - \frac{1}{2} \times 5 \times 15 \text{ m}$  ..... 1  
 $= 12.5 \text{ m}$  ..... 1

iii) i)  $9000 - F = 1500 \times 3$  ..... 1  
 $\therefore$  frictional force  $F = 4500 \text{ N}$  ..... 1

2) As velocity increases, the drag due to air will increase. Therefore, to have constant acceleration pull of the engine must increase. ..... 1

3)  $\frac{V_{\text{max}}}{6} = 3$  (from graph of B) ..... 1  
 $V_{\text{max}} = 18 \text{ ms}^{-1}$  ..... 1



For labelling the axes and values ..... 1  
 Correct shape of the graph ..... 2

TOTAL MARKS (30)

06. a) i) In sound waves, the molecules of the medium vibrate in the direction of the propagation ..... 01



b)  $\lambda = \frac{v}{f} = \frac{340}{20 \times 10^3} = 17 \times 10^{-3} \text{ m}$  ..... 01

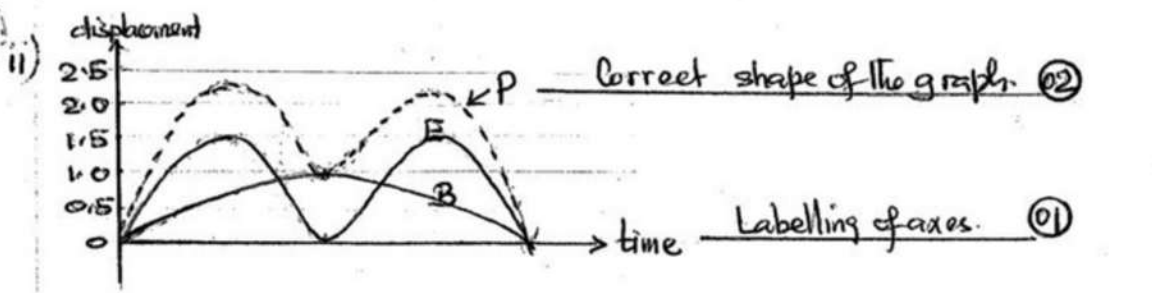
$\lambda = \frac{c}{f} = \frac{340}{80 \times 10^3} = 4.25 \times 10^{-3} \text{ m}$  ..... 01

The range of the wavelength is  $4.25 \text{ mm} - 17 \text{ mm}$  ..... 01

c) i) At L =  $0.7 + 1.5 = 2.2$  units of length ..... 01

At M =  $0.9 + 0.9 = 1.8$  " " " ..... 01

At N =  $1.0 + 0 = 1.0$  " " " ..... 01





d) i)  $\Delta f = (51.25 - 50.80) \text{ kHz}$   
 $= 0.45 \text{ kHz} = 450 \text{ Hz}$  \_\_\_\_\_ (01)

$v = \frac{c \cdot \Delta f}{2 \cdot f}$   
 $= \frac{340 \times 450}{2 \times 50.80}$   
 $= 1506 \text{ m s}^{-1}$  \_\_\_\_\_ (01)

ii) The reflection of wave occurs only when the wavelength is smaller or almost same size as the object. \_\_\_\_\_ (01)

e) i)  $f = \frac{1}{T}$  \_\_\_\_\_ (01)  
 $= \frac{1}{0.50}$   
 $= 2 \text{ Hz}$  \_\_\_\_\_ (01)

ii) The amplitude of the oscillation decreases with time \_\_\_\_\_ (01)

iii) Force on each wheel spring =  $\frac{7500 \text{ N}}{4}$   
 $= 1875 \text{ N}$  \_\_\_\_\_ (01)

$k = \frac{F}{x}$  \_\_\_\_\_ (01)  
 $= \frac{1875 \text{ N}}{12 \times 10^{-2} \text{ m}}$   
 $= 15625 \text{ N m}^{-1}$  \_\_\_\_\_ (01)

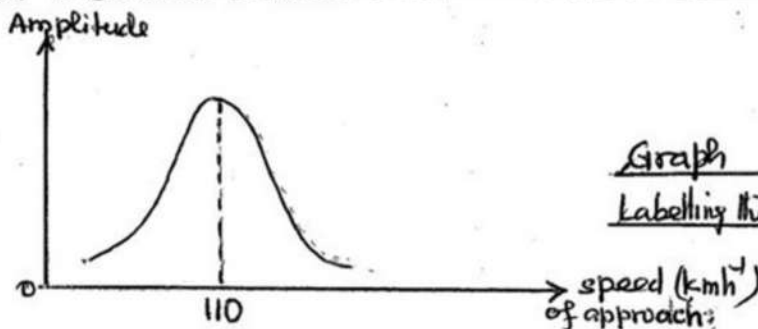
iv) The frequency of the periodical driving force must be equal to the natural frequency of vibrating object. \_\_\_\_\_ (01)

v)  $110 \text{ km h}^{-1} = \frac{110 \times 10^3 \text{ m}}{60 \times 60 \text{ s}}$  \_\_\_\_\_ (01)  
 $= 30.56 \text{ m s}^{-1}$  \_\_\_\_\_ (01)

$v = f \lambda$  \_\_\_\_\_ (01)

$\lambda = \frac{v}{f}$   
 $= \frac{30.56 \text{ m s}^{-1}}{2 \text{ s}^{-1}}$   
 $= 15.28 \text{ m}$  \_\_\_\_\_ (01)

$\therefore$  Distance between crests = 15.28 m \_\_\_\_\_ (01)



Graph \_\_\_\_\_ (01)

Labelling the axes \_\_\_\_\_ (01)

TOTAL MARKS (30)

- 07 a) A = proportional limit } (2) each. (06)  
 B = elastic limit  
 C = breaking point.

Distinguishing A & B. (02)

b) i) Young's modulus of steel,  $Y_s = \frac{3 \times 10^8}{1.5 \times 10^{-3}}$  (02)  
 $= 2 \times 10^{11} \text{ Nm}^{-2}$

Young's modulus of copper  $Y_c = \frac{2 \times 10^8}{2 \times 10^{-3}}$  (02)  
 $= 1 \times 10^{11} \text{ Nm}^{-2}$

ii) Max. load for steel wire = stress  $\times$  area of cross-section (02)  
 (without exceeding proportionality limit)  $= 3 \times 10^8 \times 0.8 \times 10^{-6}$   
 $= 240 \text{ N}$

Max. load for copper wire  $= 2 \times 10^8 \times 0.8 \times 10^{-6}$  (02)  
 $= 160 \text{ N}$

iii) Max. load on composite wire  $= 160 \text{ N}$  (01)

c) Force on a wire  $F = \frac{AYe}{l}$  (01)

Each wire extends by 1 mm - award marks for identifying this

$F = \frac{0.8 \times 10^{-6} \times 2 \times 10^{11} \times 1 \times 10^{-3}}{2}$  (01)

$= 80 \text{ N}$  (01)

Weight to be placed at the centre  $= 80 \text{ N} \times 4 = 320 \text{ N}$  (02)

$\therefore$  The mass to be placed at the centre  $= 32 \text{ kg}$ . (01)

d) i) Force required to extend Cu wire 1 mm be  $= F_{Cu}$

$F_{Cu} = \frac{0.8 \times 10^{-6} \times 1 \times 10^{11} \times 1 \times 10^{-3}}{2}$

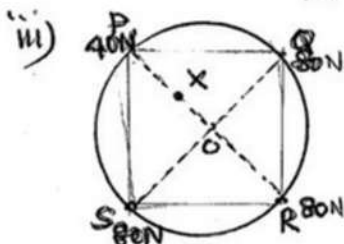
$= 40 \text{ N}$  (02)

Force on steel wire  $F_s = 80 \text{ N}$  [from section (c)]

$\frac{F_{Cu}}{F_s} = \frac{40 \text{ N}}{80 \text{ N}} = \frac{1}{2}$

$F_{Cu} : F_s = 1 : 2$  (01)

ii) Load required  $= 3 \times 80 \text{ N} + 40 \text{ N}$  (01)  
 $= 280 \text{ N}$  or  $28 \text{ kg}$



By symmetry the resultant of the 4 forces will pass through the point X on diagonal PR. (01)

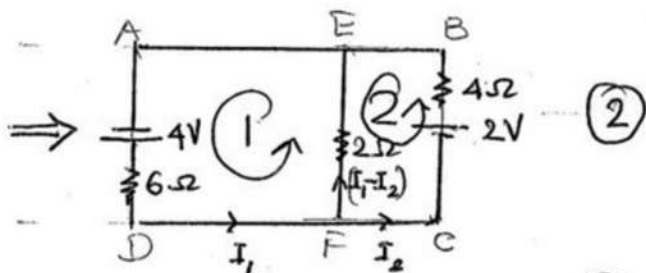
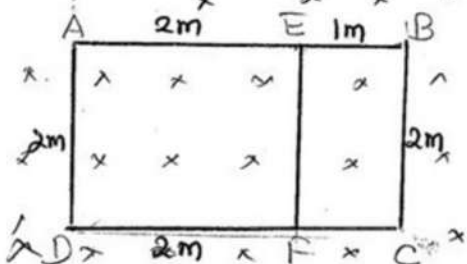
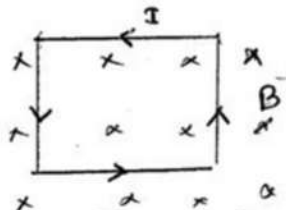
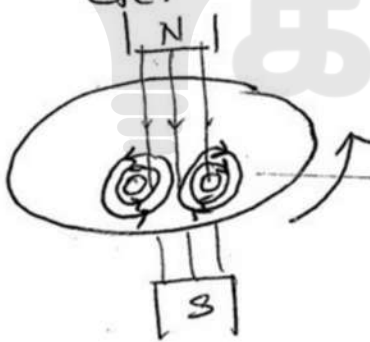
Taking moments about point P.

$280 \times PX = 80 \times PR + 2 \times 80 \times OP$   
 $280 \times PX = 80 \times 15 + 2 \times 80 \times \frac{15}{2}$

$PX = 8.57 \text{ cm}$  (02)

- 8
- i) Faradays Law of electromagnetic induction. (statement) — (2)
  - ii) Lenz's law (statement) — (2)
  - iii) Total number of magnetic flux lines passing through a given area at right-angle to its surface. — (2)
  - iv) Normal magnetic flux per unit area. — (2)
- v. (a) Magnetic flux density  
 (b) The speed of the conductor  
 (c) The number of turns } One mark each (3)
- vi) When a conductor passes through a magnetic field or when it is kept in a varying magnetic field, there will be induced cyclic currents in the conductor. These currents are called eddy currents. (2)

- vi. — Vehicle's speedometer  
 — Magnetic levitation trains  
 — Brake system  
 — Electric saw/drill for emergency shutoff  
 — Cancer treatment  
 — Induction welding etc. } For any two from this or any other two (one mark each) (2)



Induced e.m.f in closed circuit  
 ① =  $2 \times 2 \times 1 = 4V$   
 ② =  $2 \times 1 \times 1 = 2V$  } One mark each (2)

$$\Sigma E = \Sigma IR \text{ for closed circuit (1)}$$

$$4 = 6I_1 + 2(I_1 - I_2)$$

$$2 = 4I_1 - I_2 \text{ --- (i)}$$

$$\Sigma E = \Sigma IR \text{ for closed circuit (2)}$$

$$2 = 4I_2 - 2(I_1 - I_2)$$

$$1 = -I_1 + 3I_2 \text{ --- (ii)}$$

$$(i) + 4(ii) \Rightarrow 6 = 11I_2$$

$$\therefore I_2 = \frac{6}{11} \text{ A Current in BE}$$

$$ii) \Rightarrow I_1 = 3I_2 + 1$$

$$= 3 \times \frac{6}{11} + 1$$

$$= \frac{7}{11} \text{ A Current in AE}$$

$$I_1 - I_2 = \frac{7}{11} - \frac{6}{11} = \frac{1}{11} \text{ A Current EF}$$

TOTAL MARKS

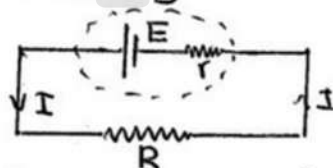
30

09 A a) i)  $E = \frac{W}{q}$   
 $= Jc^{-1}$

ii)  $W = Eq$   
 $\frac{W}{E} = \frac{Eq}{E}$   
 $P = EI$

1 mark each

b)



$$I = \frac{E}{r+R}$$

Total energy dissipated in the circuit in time t =  $EIt$

$$= E \cdot \frac{E}{r+R} \cdot t$$

$$= \frac{E^2 t}{(r+R)}$$

c) i)  $P = VI$

$$I = \frac{10}{20} = 0.5 \text{ A}$$

2) For the cell,  $V = E - Ir$

$$20 = 24 - 0.5r$$

$$r = 8 \Omega$$

3)  $P = EI$

$$= 24 \times 0.5$$

$$= 12 \text{ W}$$

ii) 1)  $P = \frac{V^2}{R}$  \_\_\_\_\_ (1)  
 $\therefore R = \frac{V^2}{P} = \frac{(12)^2}{6} = 24 \Omega$  \_\_\_\_\_ (1)

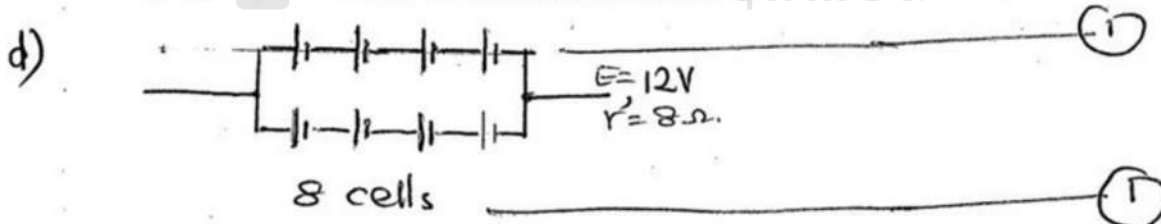
2)  $I = \frac{E}{R+r}$  \_\_\_\_\_ (1)  
 $= \frac{24}{6+18+24}$  \_\_\_\_\_ (1)  
 $= \frac{24}{48} = 0.5 \text{ A}$  \_\_\_\_\_ (1)

3) The power supplied to the circuit = Power supplied by the cell - Power dissipated in the cell. \_\_\_\_\_ (1)  
 $= EI - I^2 r$  \_\_\_\_\_ (1)  
 $= 24 \times 0.5 - 0.5^2 \times 6$  \_\_\_\_\_ (1)  
 $= 12 - 1.5 = 10.5 \text{ W}$  \_\_\_\_\_ (1)

iii) The current through  $L_1$  (bulb) =  $\frac{P}{V}$  \_\_\_\_\_ (1)  
 $= \frac{6}{12}$  \_\_\_\_\_ (1)  
 $= 0.5 \text{ A}$  \_\_\_\_\_ (2)

2) As the fan rotates, a back e.m.f. is induced in the fan's coil. Hence, the current is reduced. \_\_\_\_\_ (2)

3)  $I = \frac{E - e}{r}$   $e = \text{back e.m.f.}$  \_\_\_\_\_ (1)  
 $0.5 = \frac{24 - e}{40}$  \_\_\_\_\_ (1)  
 $e = 4 \text{ V}$  \_\_\_\_\_ (1)



09 B

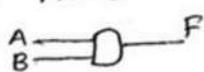
TOTAL MARKS (30)

(9) a) I. AND, OR, NOT

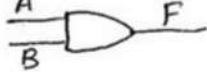
— [3]

B

ii AND



OR



NOT



— [3]

ii.

AND

A	B	F
0	0	0
1	0	0
0	1	0
1	1	1

OR

A	B	F
0	0	0
1	0	1
0	1	1
1	1	1

NOT

A	F
0	1
1	0

— [3]

iv. i. வினாவாக திட்டமிடப்படக் கூடியது.

ii. சூலஸ்டியம், தரநினைம அண்பண மிக உயர்வு

iii. வினாச்சல்களினால் அபரிசும் பாதிக்கப்படுவதில்லை.

— [2]

b)

P	Q	R	X
0	0	0	0
0	0	1	0
0	1	0	1
0	1	1	0
1	0	0	1
1	0	1	1
1	1	0	1
1	1	1	1

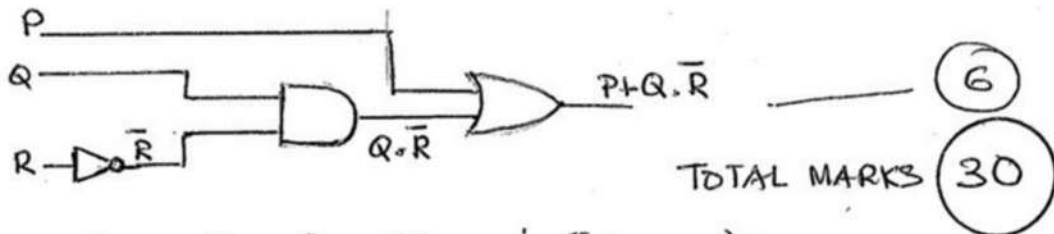
— (1)  
— (1)  
— (1)  
— (1)  
— (1)

— [5]

$$\begin{aligned}
 X &= \overline{P}QR + P\overline{Q}R + P\overline{Q}\overline{R} + PQR + PQR \\
 &= \overline{P}QR + P\overline{Q}(R+\overline{R}) + PQR \\
 &= \overline{P}QR + P(Q+\overline{Q}) \\
 &= P + \overline{P}QR = P + QR
 \end{aligned}$$

— [5]  
(R+\overline{R})=1  
(Q+\overline{Q})=1

— [3]



- 10 a) i) By reducing the volume (increasing the pressure) } 1 mark each (03)  
 By reducing the temperature  
 By adding more liquid.

ii) Dew point is the temperature to which air must be cooled just to make it saturated (02)

iii) R.H =  $\frac{\text{S.V.P of water at dew point}}{\text{S.V.P of water at room temperature}} \times 100\%$  (02)

b) i) i) Let the partial pressure of water vapour in the cylinder at 20°C be = p  
 $\frac{p}{1.75} \times 100 = 60$  (1)  
 $p = \frac{6 \times 17.5}{10}$  mm Hg  
 $= 10.5$  mm Hg (1)  
 From the given tables, dew point = 15°C (1)

ii) Applying  $PV = nRT$  to the unsaturated water vapour  
 $10.5 \times 10^{-3} \times 13600 \times 10 \times 1 = \frac{m}{18 \times 10^{-3}} \times 8.31 \times 293$  (1)  
 $m = \frac{10.5 \times 136 \times 180 \times 10^{-3}}{293 \times 8.31}$   
 $= 10.557$   
 $\approx 10.56$  g  
 $\therefore$  Absolute Humidity =  $10.56 \text{ g m}^{-3}$  (1)

2 For the unsaturated vapour:  $P_1 V_1 = P_2 V_2$   
 $10.5 \times 1 = P_2 \times 0.6$  (1)  
 $P_2 = \frac{10.5}{0.6}$   
 $P_2 = 17.5$  mm Hg (1)  
 $\therefore$  Absolute Humidity =  $10.56 \text{ g m}^{-3}$  (1)  
 Relative humidity = 100% (1)  
 Dew point = 20°C (1)

3) Let the mass of the water vapour now be =  $m_1$

$$17.5 \times 10 \times 13600 \times 10 \times 0.25 = \frac{m_1}{18 \times 10^{-3}} \times 8.31 \times 293 \quad \text{--- (1)}$$

$$m_1 = \frac{175 \times 18 \times 136 \times 0.25 \times 10^{-3}}{8.31 \times 293}$$

$$= 4.399 \times 10^3 \text{ g} \quad \text{--- (1)}$$

$$\approx 4.40 \text{ g} \quad \text{--- (1)}$$

$\therefore$  The mass of water vapour condensed =  $10.56 - 4.40$

$$= 6.16 \text{ g} \quad \text{--- (1)}$$

4) Let the mass of water vapour required to saturate the air at  $20^\circ$  be =  $M$

$$\therefore \frac{10.56 \times 100}{M} = 60 \quad \text{--- (1)}$$

$$M = \frac{10.56}{6} \times 10 \text{ g} \quad \text{--- (1)}$$

$\therefore$  Present R.H =  $\frac{m_1}{M} \times 100\%$

$$= \frac{4.4 \times 6}{10.56 \times 10} \times 100\% \quad \text{--- (2)}$$

$$\approx 25\% \quad \text{--- (1)}$$

OR.

Let the partial pressure of the water vapour at  $20^\circ\text{C}$  be =  $P$

$$P \times 1 = \frac{4.4}{18} \times \frac{8.31 \times 293}{13600 \times 10 \times 10^{-3}} \quad \text{--- (2)}$$

$$P = 4.376 \text{ mmHg} \quad \text{--- (1)}$$

$\therefore$  Present R.H =  $\frac{4.376}{17.5} \times 100\%$

$$\approx 25\% \quad \text{--- (1)}$$

5) i) When the process is slowly carried out, the temperature of the system will remain constant.

$\therefore \Delta U = 0$  --- (2)

ii) When the process is rapidly carried out, the process is called adiabatic process. Therefore  $\Delta Q = 0$

When volume decreases  $\Delta W < 0 \therefore \Delta U > 0$  --- (2)

Hence the temperature of the system will increase

TOTAL (30)





## எங்கள் குறிக்கோள்

எண்ணிம உலகத்தில் மாணவர்களிற்கென சிறந்ததொரு கற்றல் கட்டமைப்பை உருவாக்குதல்.

அனைத்தும் டிஜிட்டல் மயப்படுத்தப்பட்ட இந்த காலத்தில் பல்வேறு துறைகளும் கால ஓட்டத்துடன் இணைந்து டிஜிட்டல் தளத்தில் பல்கிப்பெருகி வருகின்றன. அந்த வகையில் கல்வித்துறையும் இதற்கு விதிவிலக்கல்ல. இணையவழி கல்வியின் மூலம் கல்வித்துறை புதியதொரு பரிமாணத்தை எட்டியுள்ளது. குறிப்பாக கொரோனா பேரிடர் காலத்தில் நாடே முடக்கப்பட்டிருந்தது. இதனால் மாணவர்களிற்கும் பாடசாலை, கல்வி நிறுவனங்களிற்கு இடையிலான தொடர்பு துண்டிக்கப்பட்டது. அந்த இக்கட்டான சூழ்நிலையில் இணையவழி வகுப்புகள் மாணவர்களிற்கு வரப்பிரசாதமாக அமைந்தது என்பதே உண்மை.

இன்று தொழில்நுட்பம் மாணவர்களை தவறான பாதைக்கு இட்டு செல்வதாக ஓர் எண்ண ஓட்டம் மக்கள் மத்தியில் உள்ளது. தொழில்நுட்பம் என்பது ஒரு கருவி மட்டுமே அதை எவ்வாறு பயன்படுத்துகிறோம் என்பதில் அதன் ஆக்க மற்றும் அழிவு விளைவுகள் தீர்மானிக்கப்படுகிறது. உளியை கொண்டு சிலையை செதுக்க நினைத்தால் அவன் நிச்சயம் சிற்பி ஆகலாம். இங்கு பிரச்சினையாக காணப்படுவது மாணவர்களை வழிப்படுத்த தொழில்நுட்ப உலகில் ஓர் முறையான கட்டமைப்பு இல்லாமையே. அதை உருவாக்குவதே எங்கள் நோக்கம். அதை நோக்கியே எங்கள் பயணம் அமையும்.

**எமது இணையத்தினூடக ஊடக உங்களிற்கு தேவையான பரீட்சை வினாத்தாள்களை இலகுவான முறையில் தரவிறக்கம் செய்து கொள்ளமுடியும்.**

# kalvi.lk

**கல்வி சார் செய்திகளை உடனுக்குடன் அறிந்து கொள்ள எமது சமூக ஊடக தளங்களின் ஊடக உடனுக்குடன் அறிந்து கொள்ள முடியும்.**



Viber  
Community



Whatsapp  
Channel



Facebook  
Page